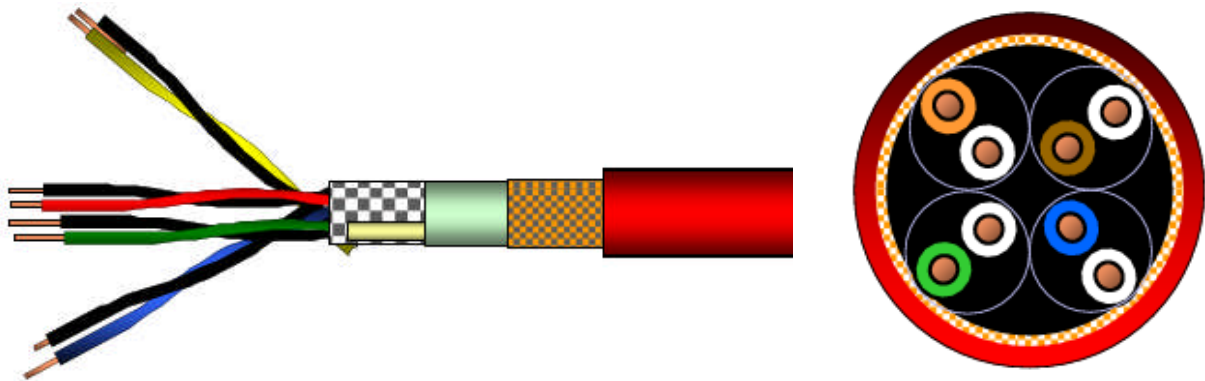




ICS IE FIRETUF DATA 4P LSHF-FR

IE SF/UTP 4x2xAWG22/1 cable with circuit integrity behaviour



Application

Primär (Campus), Sekundär (Riser), Tertiär (Horizontal)

IEEE 802.3: 10Base-T; 100Base-T;

IEEE 802.5 16 MB; ISDN; TPDDI; ATM

Circuit integrity structured wiring alarm cable, compatible with all known connection systems to EN 50173, patent protected design, part of intelligent building technology

Standards

ISO/IEC 11801: 95, EN 50173:95; EN 50288-1

Flame resistance

LSHF: IEC 60332-1, IEC 61034-2, IEC 60754-1/2

LSHF-FR(FRNC): IEC 60332-1; IEC 60754-1&2; IEC 61034-2, IEC 60332-3-24; UL 1581 VW 1, BS5839-1 (clause 26.2e); BS8434-2; BSEN 50200, BS4066 part 3, BSEN 20568,

Certification

Approved to LUL - Fire resistant BS5839-1 (clause 26.2e); BS8434-2; BSEN 50200

Flame retardant BS4066 part 3; Smoke emission BSEN 20568

LUL-Flammability, smoke & fume 2-01001-002

LUL STANDARD e4156 part 1 - approved

Construction

Conductor	bare copper wire, Ø 0.65 mm (AWG 22)
Insulation	PE/Sil Rbr, Ø 1.7 mm
Twisting	2 cores to the pair
Cable lay up	4 pairs to the core
Fire protection wrapping	glass tape
Screen	stranded drain wire + Al-PET-foil + copper braid, tinned
Sheath	halogen free, flame retardant thermoplastic sheathing compound acc. to EN 50290-2-27, Ø 10.5 mm
Colour	red RAL 3000
Marking	Firetuf Data (910245) 0.65mm x 4 pairs BS5839 + 26.2e Draka UK (then 105 spaces then) Firetuf Data (910245) 0.65mm x 4 pairs BS5839 + 26.2e Draka UK DD/MM/YY XXXX #####m

Mechanical properties

Bending radius	without load	≥ 42 mm
	with load	≥ 84 mm
Temperature range	during operation	-20°C to + 60°C
	during installation	0°C to + 50°C



ICS IE FIRETUF DATA 4P LSHF-FR

Fire tests BS 5839: 2002 & IEC60331

BS5839 enhanced 3 in 1

Continued Data Operation @ 950°

BS6387

BS EN 50200 (IEC60331)

passed
>2 Hours
>3 Hours
>3 Hours

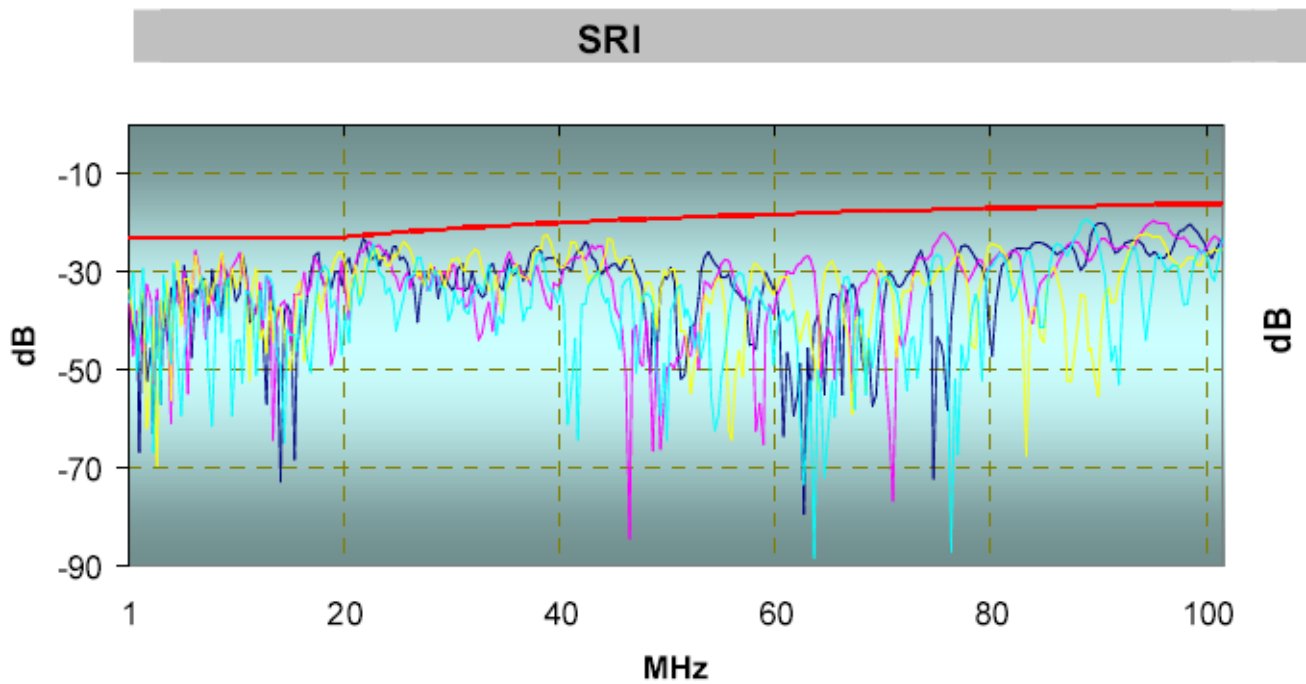
Electrical properties

at 20°C± 5°C

Loop resistance		≤ 110 Ω/km
Resistance unbalance		≤ 2%
Insulation resistance	(500 V)	≥ 5000 MΩ*km
Mutual capacitance	at 800 Hz	Nom. nF/km
Capacitance unbalance	(pair/ground)	≤ 1600 pF/km
Characteristic impedance	(at 10) MHz	(100 ± 15) Ω
Nominal velocity of propagation		ca. 57 %
Test voltage	(DC, 1 min) core/core and core/screen	1000 V
	at 10 MHz	5 mΩ/m

Electrical data (nominal)

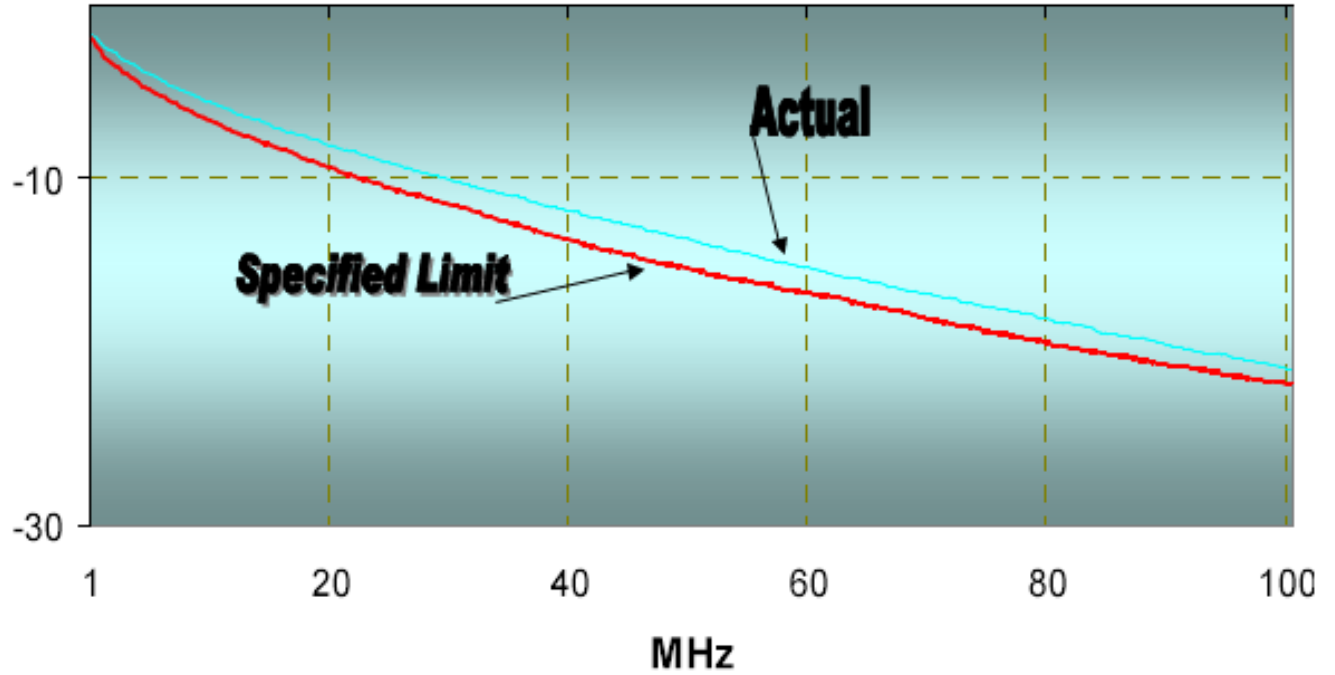
acc. to Cat.7 (at 20°C)





ICS IE FIRETUF DATA 4P LSHF-FR

Attenuation



Technical data

Part number	Cable type DIN/VDE	Product name	Outer diameter mm	Fire load		Weight kg/km	Copper content	Tensile force N
				MJ/km	kWh/m			
1010853	J-2Y/2G(St)CH 4x2x0.65 -100	DRAKA ICS IE FIRETUF DATA 4P LSHF-FR	10.5			122	56.9	100