

Normal Weight, High performance hook-up wires.
Nickel coated copper conductor.
Composite insulation 260°C
(MIL-DTL-22759/87)

AS22759/87

CHARACTERISTICS:

Environmental:

- Operating temperature : - 65°C + 260°C (ambient temperature + current heating)
- Resistant to :
 - Aircraft fluids (oils, hydrocarbons, kerosene, ...)
 - Chemical agents.
- Wet and Dry Arc Tracking resistant.
- Hydrolysis resistant.

Electrical:

- Operating voltage: 600Vrms** (See note on reverse)
- Linear resistance: See table on reverse

Mechanical:

- Weight: See table on reverse
- Dimensions: See table on reverse

APPLICATIONS:


- General purpose high performance hook-up wires.
- Designed for Aerospace and other applications requiring excellent thermal stability.

IDENTIFICATION:

- Standard version are based on PTFE tape that can be marked by UV laser.
- Symbol code in NEMA WC 27500: **WK**
- For a Smooth Surface construction, it is recommended to use the AS22759/187 specification.


CONSTRUCTION:

AWG 26 to AWG 10



- 1 -Conductor: Nickel coated copper (Type NCC)
- 2 -FP/Polyimide/FP tape.
- 3 -PTFE tape, UV laser markable.

AWG 8 to AWG 0000

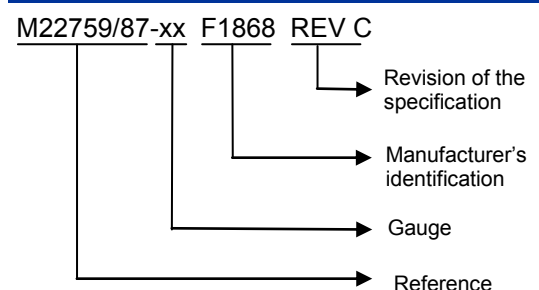


- 1 -Conductor: Nickel coated copper (Type NCC)
- 2- Skived PTFE tape
- 3- FP/Polyimide/FP tape
- 4- PTFE tape, UV laser markable.

STANDARDS/SPECIFICATIONS:

- Conductors in accordance with AS29606
- Product standard: AS22759/87
- Technical specification: AS22759

MARKING:



Example: M22759/87-12 F1868 Rev C

**Normal Weight, High performance
hook-up wires.**

AS22759/87

**Nickel coated copper conductor.
Composite insulation 260°C
(MIL-DTL-22759/87)**

SAE part number	Draka Part number	Wire Size	Conductor assembly n × AWG (n × mm)	Conductor Ø		Resistance at 20°C Max. Ω/1000 ft (Ωkm)	Wire outer Ø		Weight Max. Lbs/1000ft (kg/km)
				Min. Inch (mm)	Max. Inch (mm)		Min. Inch (mm)	Max. Inch (mm)	
M22759/87-26-*	M8726A-001-* DSM8726-*	26	19x38 (19x0.102)	0.0175 (0.44)	0.0204 (0.52)	42.2 (138.45)	0.033 (0.84)	0.037 (0.94)	1.55 (2.31)
M22759/87-24-*	M8724A-001-* DSM8724-*	24	19x36 (19x0.127)	0.0225 (0.57)	0.0244 (0.62)	25.9 (85)	0.038 (0.97)	0.042 (1.07)	2.20 (3.27)
M22759/87-22-*	M8722A-001-* DSM8722-*	22	19x34 (19x0.16)	0.0285 (0.72)	0.0314 (0.80)	16.0 (52.5)	0.043 (1.09)	0.047 (1.19)	3.1 (4.61)
M22759/87-20-*	M8720A-001-* DSM8720-*	20	19x32 (19x0.203)	0.0365 (0.93)	0.0394 (1.00)	9.77 (32.05)	0.051 (1.30)	0.055 (1.40)	4.65 (6.92)
M22759/87-18-*	M8718A-001-* DSM8718-*	18	19x30 (19x0.254)	0.0455 (1.16)	0.0494 (1.25)	6.10 (20)	0.061 (1.55)	0.065 (1.65)	6.85 (10.19)
M22759/87-16-*	M8716A-001-* DSM8716-*	16	19x29 (19x0.287)	0.0515 (1.31)	0.0554 (1.41)	4.76 (15.6)	0.068 (1.73)	0.073 (1.85)	8.70 (12.95)
M22759/87-14-*	M8714A-001-* DSM8714-*	14	19x27 (19x0.361)	0.0645 (1.64)	0.0694 (1.76)	3.00 (9.8)	0.081 (2.06)	0.086 (2.18)	13.3 (19.79)
M22759/87-12-*	M8712A-001-* DSM8712-*	12	37x28 (37x0.32)	0.0835 (2.12)	0.0894 (2.27)	1.98 (6.50)	0.100 (2.54)	0.105 (2.67)	20.2 (30.06)
M22759/87-10-*	M8710A-001-* DSM8710-*	10	37x26 (37x0.404)	0.106 (2.69)	0.112 (2.84)	1.24 (4.07)	0.122 (3.10)	0.127 (3.23)	31.6 (47.03)
M22759/87-8-*	M8708A-001-* DSM8708-*	8	133x29 (133x0.287)	0.158 (4.01)	0.169 (4.29)	0.694 (2.28)	0.180 (4.57)	0.188 (4.78)	58.5 (87.06)
M22759/87-6-*	M8706A-001-* DSM8706-*	6	133x27 (133x0.361)	0.198 (5.03)	0.212 (5.38)	0.436 (1.43)	0.219 (5.56)	0.229 (5.82)	88.9 (132.3)
M22759/87-4-*	M8704A-001-* DSM8704-*	4	133x25 (133x0.455)	0.250 (6.35)	0.268 (6.81)	0.275 (0.90)	0.276 (7.01)	0.288 (7.32)	144 (214)
M22759/87-2-*	M8702A-001-* DSM8702-*	2	665x30 (665x0.254)	0.320 (8.13)	0.340 (8.64)	0.177 (0.58)	0.344 (8.74)	0.364 (9.25)	226 (336)
M22759/87-1-*	M8701A-001-* DSM8701-*	1	817x30 (817x0.254)	0.360 (9.14)	0.380 (9.65)	0.144 (0.47)	0.388 (9.86)	0.408 (10.36)	292 (435)
M22759/87-01-*	M87Z1A-001-* DSM87Z1-*	0	1045x30 (1045x0.254)	0.395 (10.03)	0.425 (10.80)	0.113 (0.37)	0.420 (10.67)	0.450 (11.43)	352 (524)
M22759/87-02-*	M87Z2A-001-* DSM87Z2-*	00	1330x30 (1330x0.254)	0.440 (11.18)	0.475 (12.07)	0.089 (0.29)	0.475 (12.07)	0.505 (12.83)	448 (667)
M22759/87-03-*	M87Z3A-001-* DSM87Z3-*	000	1665x30 (1665x0.254)	0.500 (12.70)	0.540 (13.72)	0.071 (0.23)	0.530 (13.46)	0.560 (14.22)	544 (810)
M22759/87-04-*	M87Z4A-001-* DSM87Z4-*	0000	2109x30 (2109x0.254)	0.565 (14.35)	0.605 (15.37)	0.056 (0.18)	0.590 (14.99)	0.630 (16.00)	688 (1024)

*: Replace the asterisks in the part number by color code designators (in accordance with MIL-STD-681)

** : Operating Voltage: 600Vrms at sea level. This insulation system has been used in Aerospace applications using 115 Volts (Phase to Neutral), 400 Hertz AC and 28 Volts DC. Verification of the suitability of this product for use in other Electrical system configuration is the responsibility of the user.