

Pre-connectorised Optical Riser Cable – Full Assembly

Prysmian Part Numbers: See page 4



Note: Pictures are for illustration purposes only and may not be representative of final product.

A pre-connectorised optical riser cable with a fan-out and fibres pre-connectorised with SC/APC connectors. The cable is available with 48, 96 or 144 fibres and is pre-connectorised and controlled in the factory. The cable contains a number of Flextube® each containing 4 fibres.

The riser cable is suitable for indoor installation on cable tray, in corridors or in shafts. Easy selection and removal of a Flextube® up to 6m for tapping and connection at the floor. The fully dry flexible micro-modules (Flextube®) provide easier storage & faster installation and access to the fibres without specific tools and without further cleaning.

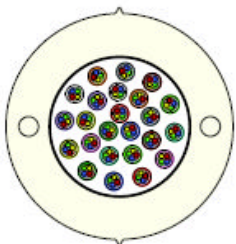
Features and Benefits

- Available in fibre counts of 48, 96 or 144.
- All fibres supplied terminated with SC/APC connectors.
- Test certificate supplied with each assembly.
- Supplied with G.657.A2 BendBright®-XS fibres.
- Gel free micro modules for faster installation.

Applications

- FTTx
- Telecommunications

Cable Design



Not to scale

- **Micro-module:** Thin wall tubing (Flextube®), housing BendBright®-XS optical fibres. Without any gel.
- **Assembly of 12, 24 or 36 Flextube®**
- **Strength members:** glass fibre reinforced plastic material.
- **Outer Sheath:** LSZH-FR material.
- Two lines in positive relief located at 90° from the RSM, in order to position the cable opening window.

Cable Technical Data

Description	Number of Fibres		
	48	96	144
Prysmian Cable Data Sheet Ref	TF601C	TF601C	TF601C
No of fibres per Module	4	4	4
Module Diameter (mm)	0.9	0.9	0.9
Rigid Strength Member Diameter (mm)	1.0	1.0	1.0
Cable Diameter (mm)	9.5	11.5	13.0
Cable Weight (Kg/Km)	8	115	140
Fibre Type	G.657.A2 (BendBright®-XS)		
Temperature Range (C)	-5 to +60 Installation		
	-40 to +70 Transportation and Storage		
	-5 to +60 Operation		

Identification

Fibre Colours

No.	1	2	3	4
Colour	red	blue	green	yellow

Module Colours

If module number is > 12

No.	1	2	3	4	5	6	7	8	9	10	11	12
Colour	red	blue	green	yellow	violet	White	orange	grey	brown	Light green	aqua	pink
	I	I	I	I	I	I	I	I	I	I	I	I
No.	13	14	15	16	17	18	19	20	21	22	23	24
Colour	red	blue	green	yellow	violet	White	orange	grey	brown	Light green	aqua	pink
	II	II	II	II	II	II	II	II	II	II	II	II
No.	25	26	27	28	29	30	31	32	33	34	34	36
Colour	red	blue	green	yellow	violet	White	orange	grey	brown	Light green	aqua	pink
	III	III	III	III	III	III	III	III	III	III	III	III

Sheath Colour

The sheath colour is white

Sheath Marking

The outer sheath is marked in 1 metre intervals as follows

DRAKA <Week/Year of manufacture> <Number of fibre>
FO G657 A2 HFFR <Cable number> <Length marking in meter>

Product Assembly

- The riser cable is pre-connectorized at one end.
- From the Fan-out 1, the fibres are individually protected with a 900 µm tube. Colour and marking of the 900µm tube correspond to the colour and marking of the micro-module from which the fibre comes.
- All the fibres are pre-connectorized with SC/APC connectors.
- Detailed parts characteristics are described below:

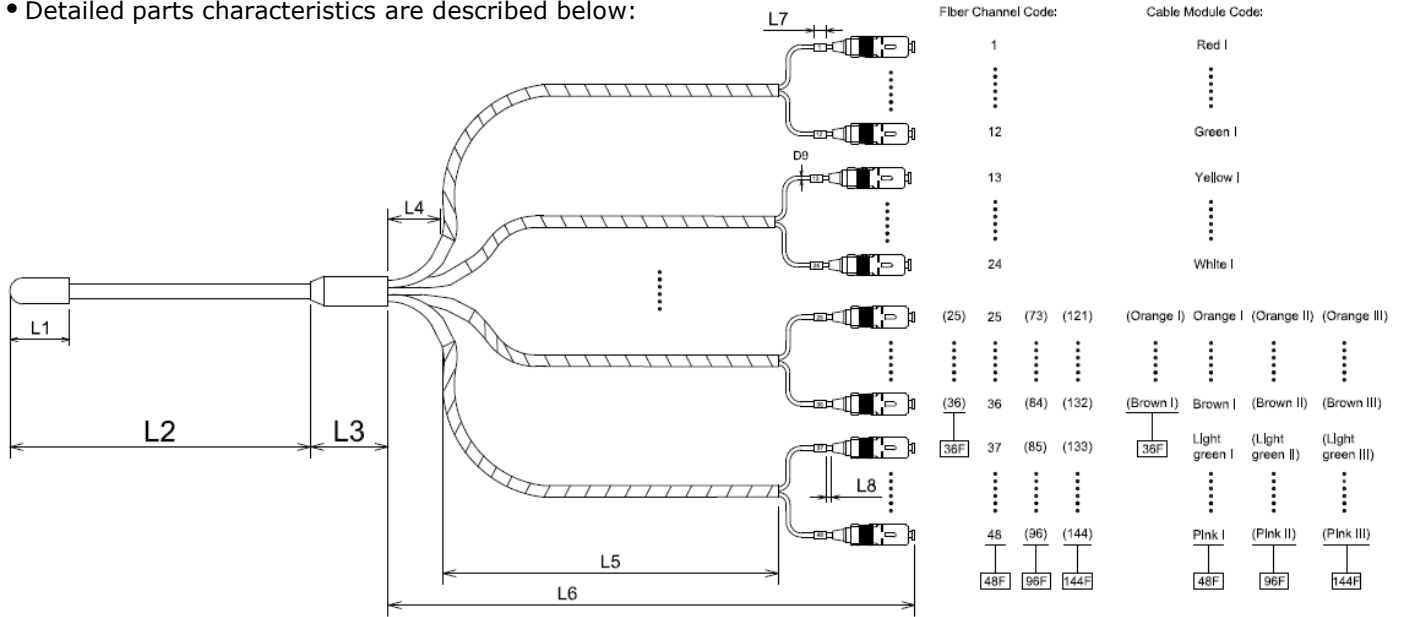
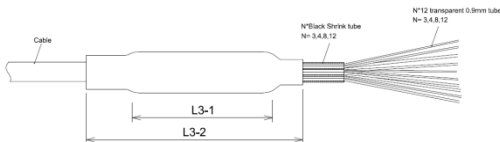


Figure-1: Fanout detailed



L1	48F:40±5mm; 96&144F : 45±5mm
L2	L±0.5%, Cable type: FTTH Riser Flextube Indoor Cable with BendBright®-XS Fibre, full dry, mid span tapping 6m
L3	48F: Max OD.17mm, L3-1: 55±5mm, L3-2: 90±5mm 96F: Max OD.21mm, 85±5mm, L3-2: 120±5mm 144F: Max OD.24mm, 100±5mm, L3-2: 135±5mm
L4	25±5mm, Black Heat shrink tube
L5	750±25mm, Bundle per 12 fibers with spiral tube as drawing.
L6	900+50/-0mm
L7	10±1mm, Marker
L8	10±1mm
D9	900um±50um, translucent tube

Part Numbers

Riser length (m)	No. of Fibres (grouped by 4)		
	48	96	144
10	XPCSC00549	XPCSC00552	XPCSC00555
50	XPCSC00550	XPCSC00553	XPCSC00556
100	XPCSC00551	XPCSC00554	XPCSC00557

Packaging

The cable assembly is supplied on a wooden drum inside a cardboard box.

Please contact your local sales office listed on www.prysmiangroup.com

© Prysmian Group 2014, All Rights Reserved.

The information contained within this document must not be copied, reprinted or reproduced in any form, either wholly or in part, without the written consent of Prysmian Group. The information is believed correct at the time of issue. Prysmian Group reserves the right to amend this specification without notice. This specification is not contractually valid unless specifically authorised by Prysmian Group.