


Pre-connectorised EPFU

Prysmian Part Numbers: See following page



Pre-connectorised EPFU (Enhanced Performance Fibre Unit) is a surface modified fibre unit for blown fibre applications with factory-terminated connectors at one end. In certain applications, it may be desirable to minimise the requirement for field termination of Sirocco blown fibre. In residential applications, such as the introduction of FTTh (Fibre-to-the-Home) networks, it may be necessary to minimise time spent and disruption within customer premises. Prysmian's world-leading Sirocco blown fibre system now incorporates a pre-connectorised solution particularly suitable for FTTh applications.

The Product is available with a 1 to 4 fibre single mode EPFU stored on a plastic reel with SC type connectors on the inner end. The unit can be blown in using a suitable blowing head, with the reel located on a spindle. A number of standard lengths are available to address a variety of installation lengths.

Features and Benefits

- Factory terminated Fibre Unit.
- Supplied in a variety of lengths from 30m up to 250m (in 50m steps) and 300m to 500m.
- 1, 2 or 4 Fibre versions are available as standard. (Other fibre counts can be supplied on request. Contact Prysmian for further information).
- The unit is supplied on a compact plastic reel with a cover.
- Standard range is supplied with SC/UPC or SC/APC connectors. (Other connector types can be supplied on request. Contact Prysmian for further information).
- The connectorised end is available with connectors in Parallel, Staggered, or reinforced with protective tubing.

Applications

- FTTx
- Telecommunications
- Data communication
- CATV
- Test and measurement

Kit contents

- 1, 2, or 4 Fibres bundle
- SC/UPC or SC/APC connectors
- Plastic reel and cover

Additional Items

- Pre-connectorised EPFU Reel Dispenser. **XBFSC00154**

Technical Data

Singlemode (1310/1550nm)

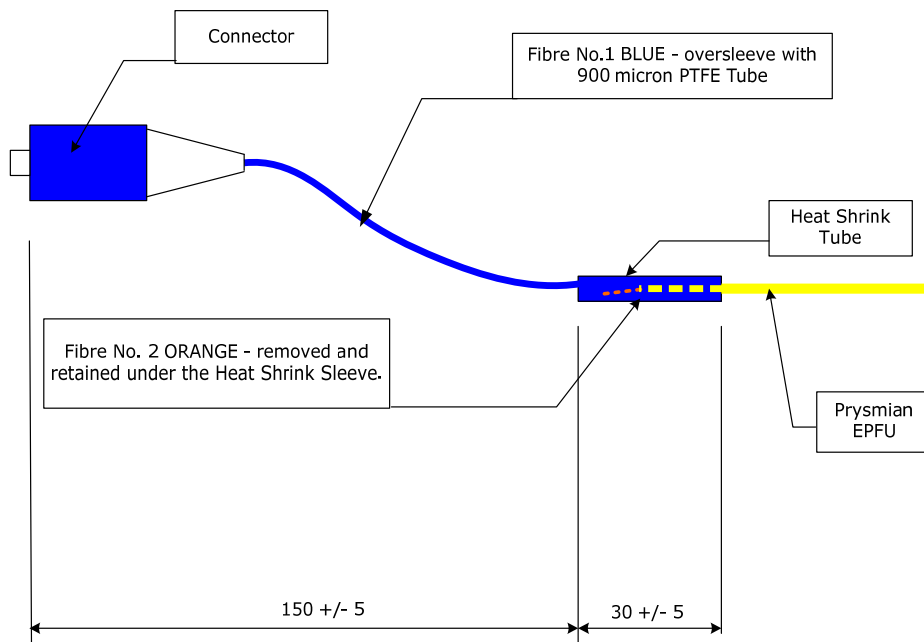
- Maximum Insertion Loss (dB): ≤ 0.3 Typical 0.2 (UPC and APC)
- Return Loss (dB): ≥ 55 (UPC), ≥ 65 (APC)
- Intermateability: IEC 874-14
- Operating temperature: -40°C to $+85^{\circ}\text{C}$

Multimode (850nm)

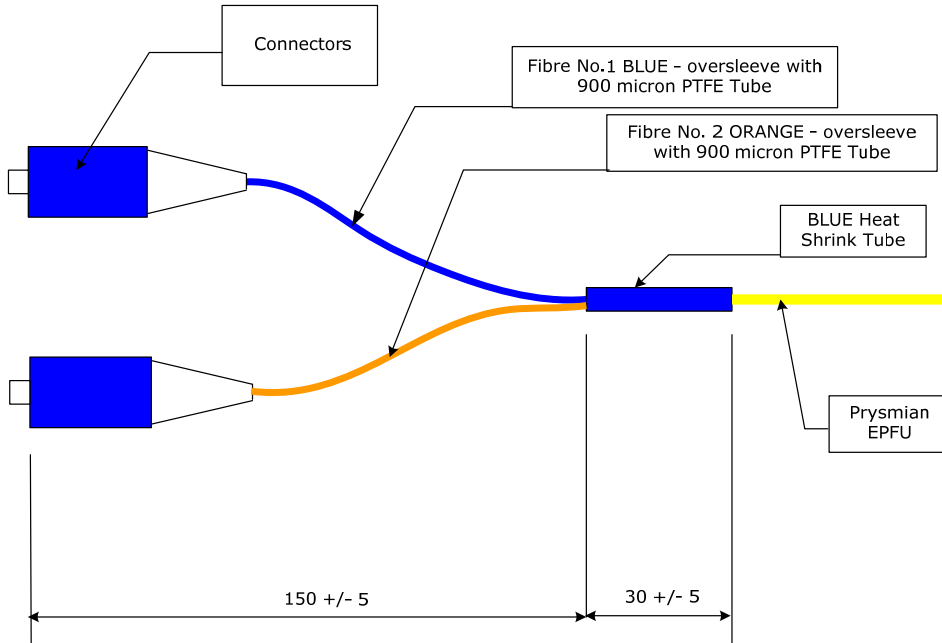
- Maximum Insertion Loss (dB): ≤ 0.4 (UPC)
- Return Loss (dB): Not measured
- Intermateability: IEC 874-14
- Operating temperature: -40°C to $+85^{\circ}\text{C}$

- Packaging Dimensions (mm): Reel = $\varnothing 230$ x 65 width, Spindle Hole Diameter: 25
- Colour Coding of Fibres:
 - Fibre No.1 = Blue
 - Fibre No.2 = Orange
 - Fibre No.3 = Green
 - Fibre No.4 = Red

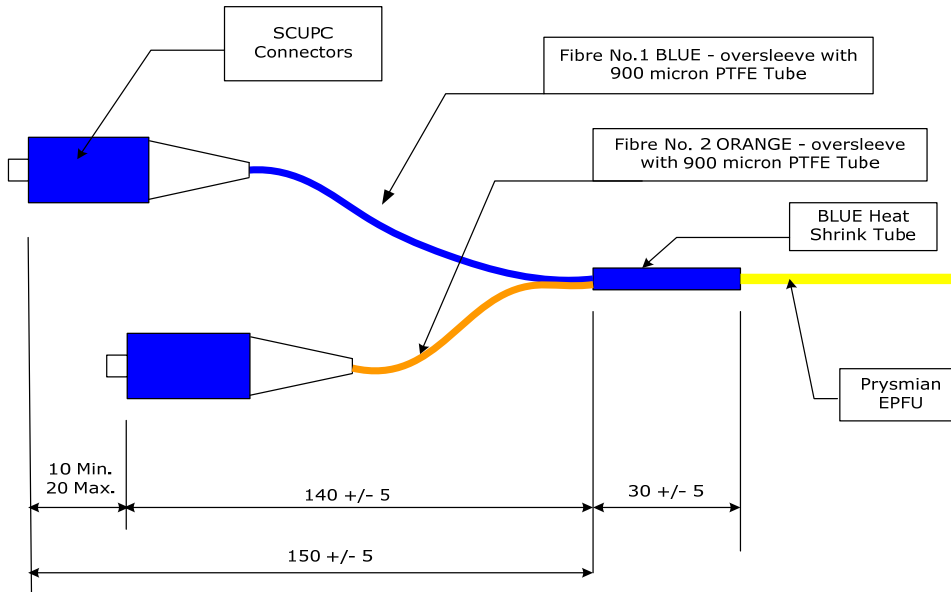
Single Fibre Unit



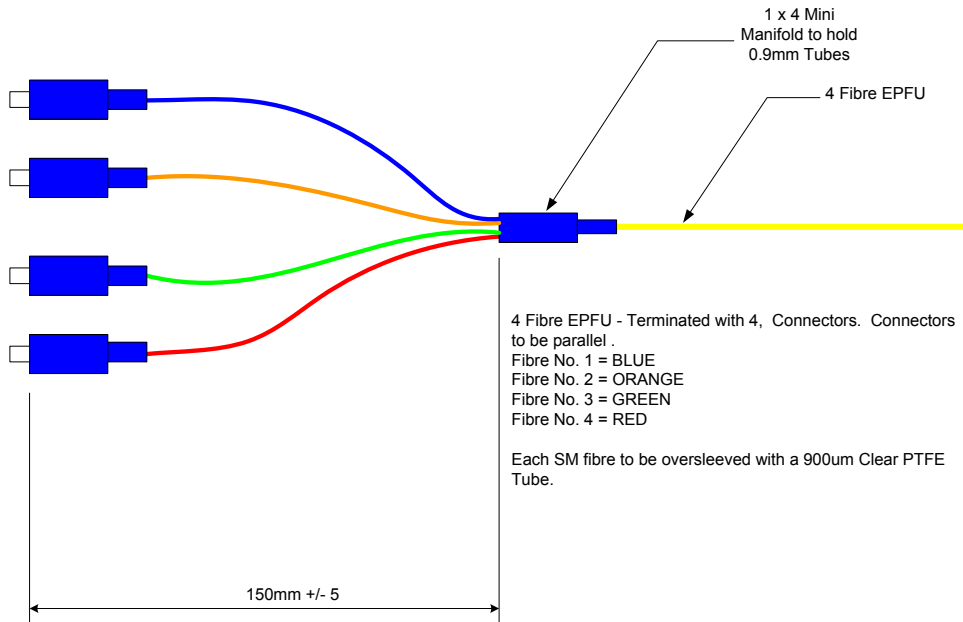
2 Fibre Unit – Parallel Connectors



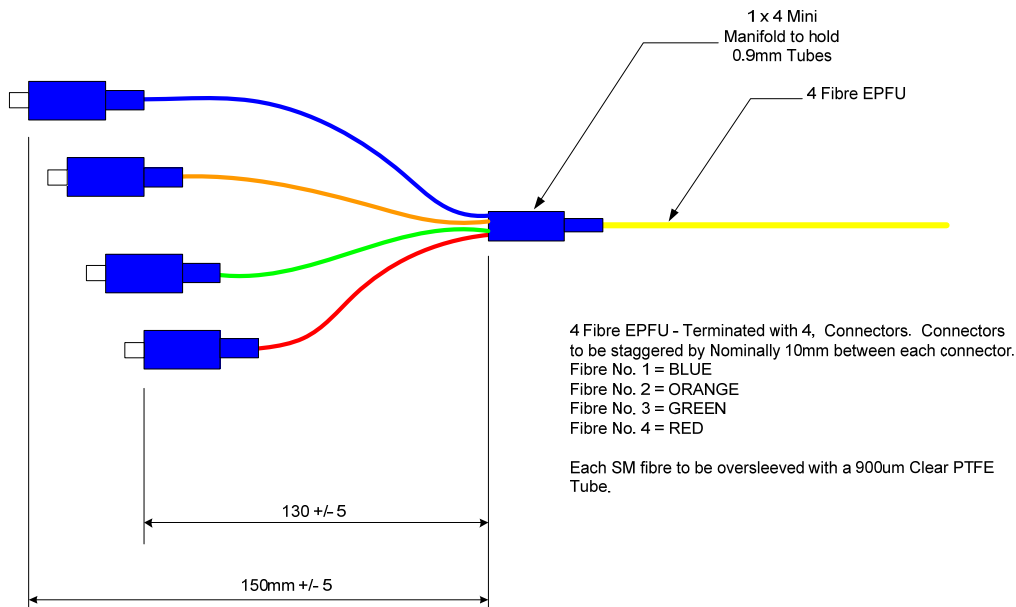
2 Fibre Unit – Staggered Connectors



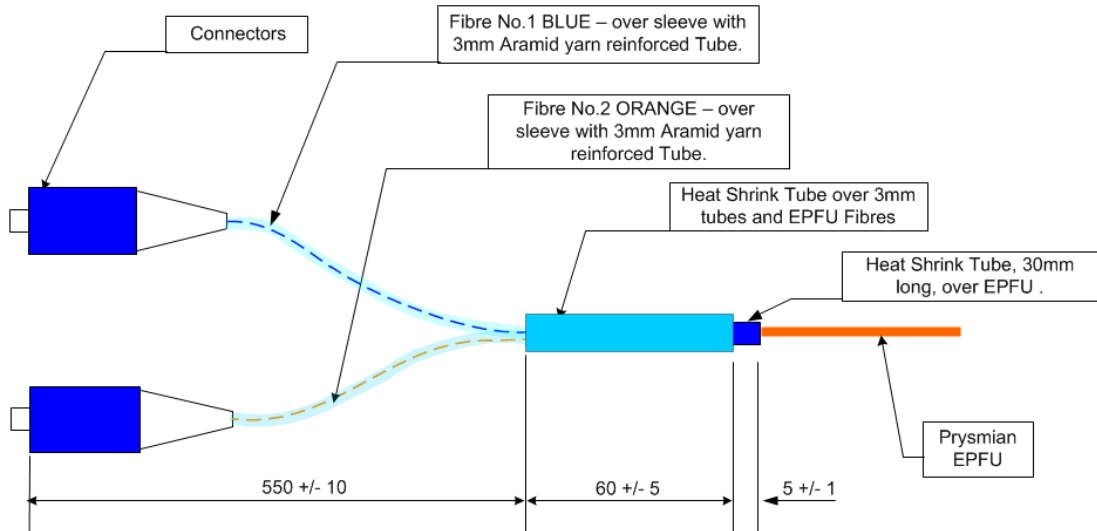
4 Fibre Unit – Parallel Connectors



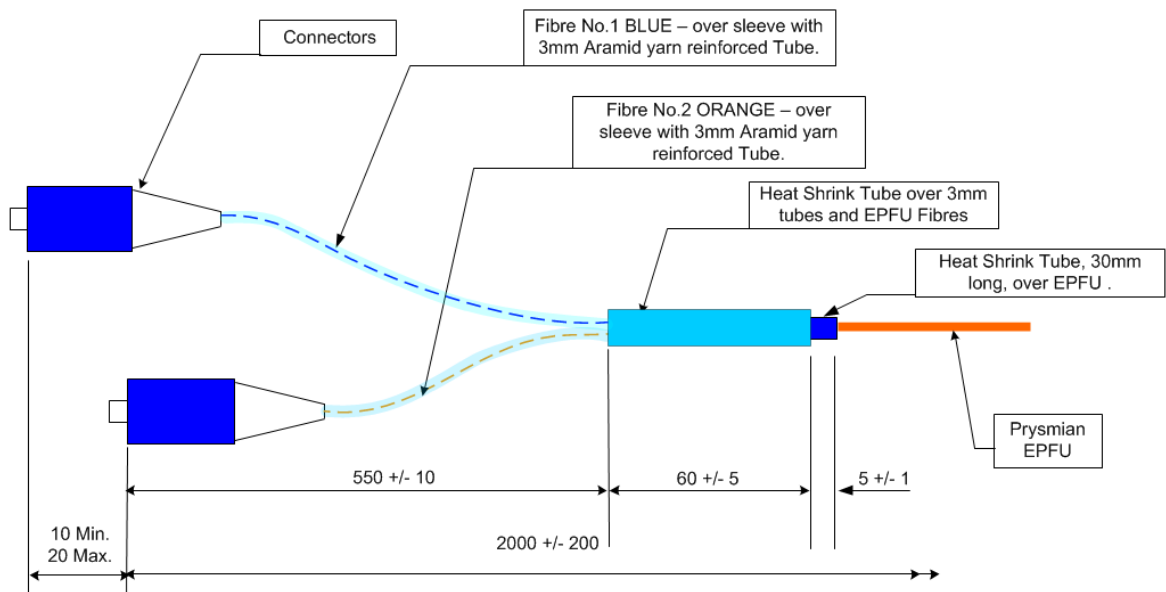
4 Fibre Unit – Staggered Connectors



2 Fibre Unit – Parallel Connectors - Reinforced



2 Fibre Unit – Staggered Connectors - Reinforced



Part Numbers

Pre-terminated EPFU part numbers are made up using the table below. The part number is 18 digits in length. The part number always starts with the letters E to denote that it is pre-connectorised EPFU. This is followed by a dash and then a two digit code for the type of termination (parallel, staggered or reinforced). Another dash is followed by a two digit code for the number of fibres required. Here two digits must always be entered, so for 5 metres enter 05. After another dash a three digit code is entered for the required total length of EPFU. Another dash is followed by a three digit code for the connector type. Finally another dash is entered and then a two digit code for the fibre type.

TERMINATED ENHANCED PERFORMANCE FIBRE UNIT - PART NUMBER REFERENCE SHEET

EPFU	DASH	TERMINATION TYPE	DASH	No. FIBRES	DASH	LENGTH	DASH	CONNECTOR	DASH	FIBRE TYPE
E	-	XX	-	XX	-	XXX	-	XXX	-	XX

E = Terminated EPFU

Enter two letters:

PN = Parallel Terminations Normal.
 PR = Parallel Terminations Reinforced.
 SN = Staggered Terminations Normal.
 SR = Staggered Terminations Reinforced.

Enter No. of Fibres

Examples: -
 01 = 1 Fibre EPFU
 02 = 2 Fibre EPFU
 04 = 4 Fibre EPFU
 08 = 8 Fibre EPFU
 12 = 12 Fibre EPFU

Enter Length in Three digits.

030 = 30 metres
 050 = 50 metres
 100 = 100 metres
 150 = 150 metres

SCU = SC/UPC
 SCA = SC/APC
 LCU = LCU/PC
 LCA = LCA/PC

*Others on request

A1 = G657A1
 A2 = G657A2
 D2 = G652D
 M1 = OM1
 M2 = OM2
 M3 = OM3
 M4 = OM4

Example of Part Number : E-PN-02-050-SCU-A1 = Parallel Terminated 2 Fibre EPFU 50m long SC/UPC Connectors G657A1 Fibre.

Products to be terminated in accordance with the following documents: -

P-R&D-CO-000-01 EPFU 1FO
 P-R&D-CO-000-01 EPFU 2FO - PARALLEL
 P-R&D-CO-000-01 EPFU 2FO - STAGGERED

Please contact your local sales office listed on www.prysmiangroup.com

© Prysmian Group 2013, All Rights Reserved.
 The information contained within this document must not be copied, reprinted or reproduced in any form, either wholly or in part, without the written consent of Prysmian Group. The information is believed correct at the time of issue. Prysmian Group reserves the right to amend this specification without notice. This specification is not contractually valid unless specifically authorised by Prysmian Group.